


In this user guide, we will demonstrate how add the 1080 eMoney Portal to the homescreen on an HTC Android Device.

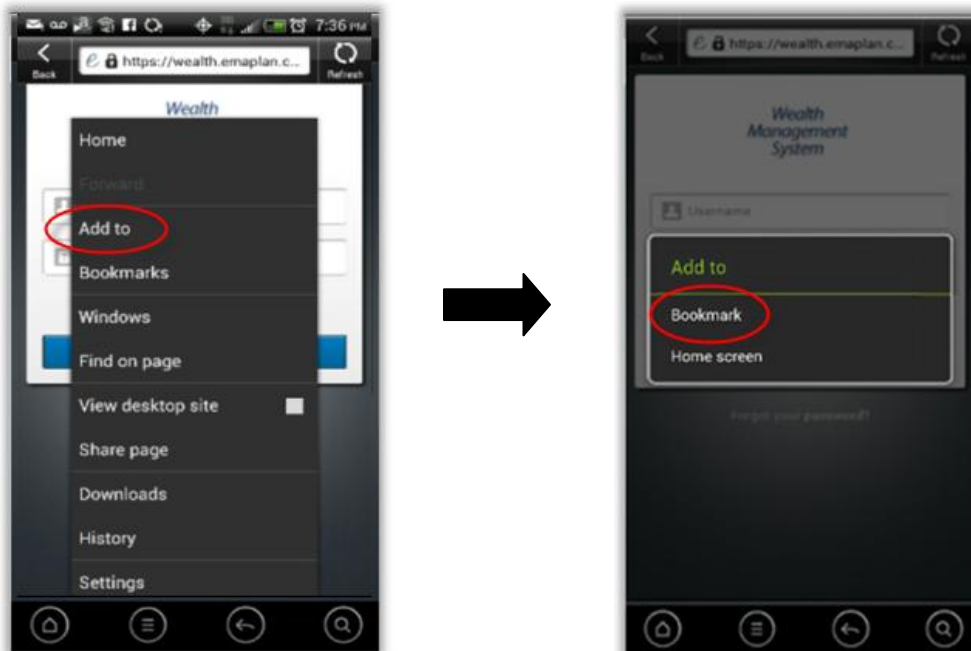
- 1) Open a browser on your HTC Android Device.
- 2) Type in the URL address.



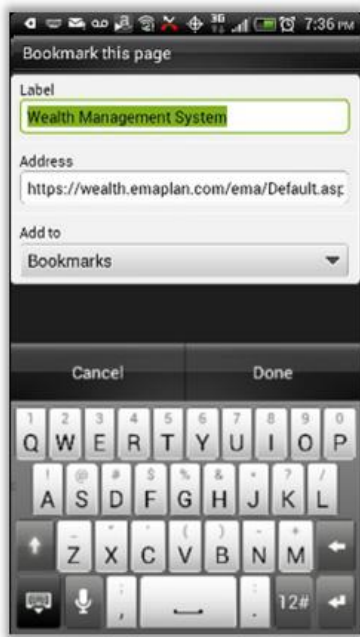
Note: The URL to access your 1080 eMoney Portal secure login is below:


<https://wealth.emaplan.com/ema/Default.aspx?ema/ria/1080financial>

- 3) While viewing the webpage, press  at the bottom of the screen, and then tap **Add to > Bookmark**.



- 4) Edit the bookmark name if needed, and then tap **Done**.



5) Press  at the bottom of the screen again, and then tap **Add to > Home Screen**.



6) The icon should now appear on the Home Screen.

