

This training guide will demonstrate how to add the 1080 eMoney Portal to the homescreen on an iPhone or iPad.


Step 1: Open Safari

Step 2: Enter web address

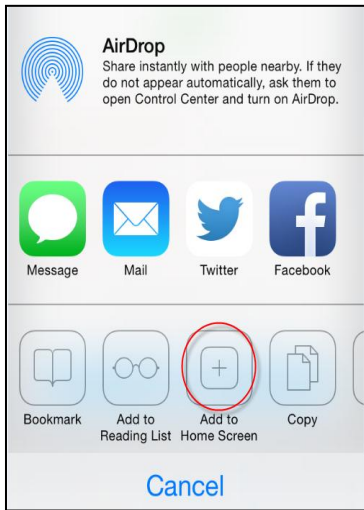


Note: The URL to access your 1080 eMoney Portal secure login is below:
<https://wealth.emaplan.com/ema/Default.aspx?ema/ria/1080financial>

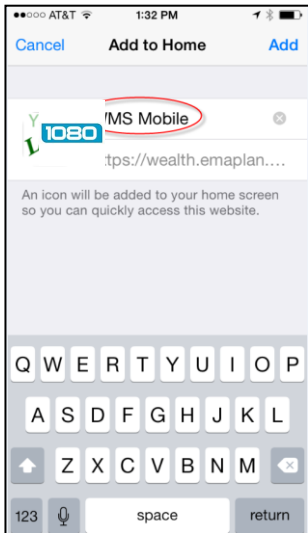
Step 3: Click icon at bottom



Step 4: Choose Add to Home Screen



Step 5: Customize App Name and click ADD



Step 6: Access eMoney Here

